



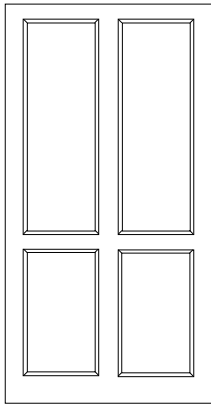
62 Keys Road Moorabbin Vic 3189
 Phone: 9555 4655 Fax: 9553 4375

Trade & DIY


PAINT DOORS

(For painting – use appropriate paint)

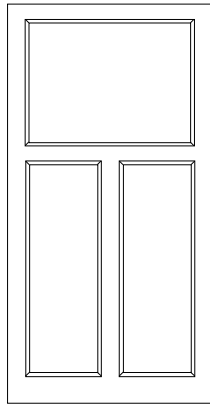
INTERNAL: External add \$77.00




C1 V1




C2 V2



C3 V3



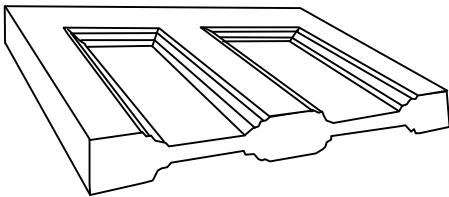
C4 V4



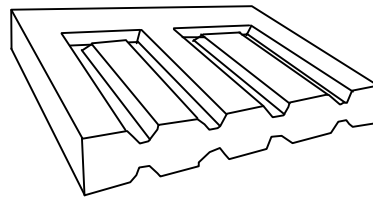
C8 V8

VICTORIAN LINE

CRAFT LINE



Code 'V' indicates Victorian Line




Code 'C' indicates Craft Line

Victorian Line doors have a 32mm wide insertion mould stepping down to a recessed panel, giving the appearance of a traditional Victorian Door


Craft Line Doors have a 10mm deep x 50mm wide beveled edge route, giving the appearance of a traditional fielded panel door

Other profiles available


Other route profiles available



CL1 VL1



CL2 VL2



CL4 VL4



62 Keys Road Moorabbin Vic 3189
 Phone: 9555 4655 Fax: 9553 4375

Trade & DIY

All prices include GST

FIELDDED PANEL					
Medium Density Fibreboard – 12mm Semi-Solid Construction. Routed both sides					
	C1 – C8	CL1	CL2, CL4		
Standard Sizes:					
2040 x 820/770/720/620/520 x 36	\$143.00	\$209.00	\$203.50		
2340 x 820/770/720/620/520 x 36	\$165.00	\$231.00	\$225.50		
Special Sizes:					
Up to 2100 x 900 x 36	\$198.00	\$264.00	\$258.50		
Up to 2400 x 900 x 36	\$220.00	\$286.00	\$280.50		
VICTORIAN INSERTION MOULD:					
Standard Sizes:					
2040 x 820/770/720/620/520 x 33	\$176.00	\$247.50	\$242.00		
2340 x 820/770/720/620/520 x 33	\$198.00	\$269.50	\$264.00		
Special Sizes:					
Up to 2100 x 900 x 33	\$231.00	\$297.00	\$291.50		
Up to 2400 x 900 x 33	\$253.00	\$319.00	\$313.50		
BIFOLD					
Medium Density Fibreboard – 12mm Solid Construction. Routed both sides					
	CRAFTLINE		VICTORIA LINE		
Standard Sizes:	C1 – C8	CL1, CL4	V1 – V8	VL1, VL4	
2060 x 820/770/720 x 27	\$302.50	\$357.50	\$341.00	\$390.50	
2360 x 820/770/720/ x 27	\$335.50	\$390.50	\$379.50	\$429.00	
Bifold doors are hinged and packed complete with track, fittings and fixing instructions					
External: Medium Density Fibreboard – 12mm Semi-Solid Construction. All doors are routed both sides And moulded one side. 'B' denotes Raised Panels Price denotes standard size 2040 x 820 x 40. Other sizes available. Special sizes available.					
FC1	FC1-B	FCL1	FCL2	FC4	FC4-B
\$284.90	\$379.50	\$368.50	\$396.00	\$280.50	\$429.00



62 Keys Road Moorabbin Vic 3189
Phone: 9555 4655 Fax: 9553 4375

Trade & DIY

MDF DOORS

- * **ACCOUSTICS:** It has been proved that an air gap between two sheets provides better noise reduction than a solid 32mm slab.
- * **WEIGHT:** Our method is approximately 20% lighter, and therefore easier to handle on site.
- * **BALANCED CONSTRUCTION**
By using a semi-solid construction method the likelihood of bowing, or twisting, is reduced.
- * **HIGHER DENSITY SKINS**
As three sheets of 12mm MDF have a much higher density than one sheet of 32mm, the 12mm provides better screw holding and a cleaner, sharper profile.
- * **DOOR THICKNESS**
A 36mm thick door is a more traditional door thickness that accommodates all types of door furniture.

IMPORTANT

HANGING INSTRUCTIONS FOR YOUR MDF DOOR

- Fit a **minimum** of 3 hinges using 8 x 1½ Particle Board screws.
- 2.5mm pilot holes are drilled **3mm longer** than the screw.
- Screws should **not** be over tightened.

This MDF door is a superior paint finish product